

### What should I already know?


- Structure of song
- Identify instruments and voices
- Find a pulse
- Sing in 2 parts
- Play instrumental parts - CDE
- Improvise CDE
- Compose CDEFG

### What will I know by the end of the unit?




#### How will I understand music?

Tempo:	Andante – at a walking pace (100bpm)
Time signature:	4/4 – there are four crotchet beats in a bar
Key signature:	G major – there is one sharp in the key signature (F)
Rhythmic patterns using:	Minims, crotchets and quavers

#### How will I improvise?

Time signature:	2/4
Key signature:	C major
Notes:	C, D, E, G, A 

#### Which songs will I play?

<p><b>CHORUS</b> Home Is Where The Heart Is Bacharach</p> <p>Time signature: 4/4 – there are four crotchet beats in a bar</p> <p>Key signature: C major – there are no sharps or flats in the key signature</p> <p>Notes: C, D, E, G, A, B </p> <p>Circle the notes you played: Part 1: C, D, E, G, A, B Part 2: C, D, E, G, A, B Part 3: C, D, E, G, A, B Part 4: C, D, E, G, A, B Part 5: C, D, E, G, A, B Part 6: C, D, E, G, A, B Part 7: C, D, E, G, A, B Part 8: C, D, E, G, A, B Part 9: C, D, E, G, A, B Part 10: C, D, E, G, A, B Circle the notes you improvised with: C, D, E, G, A, B</p>	<p><b>CHORUS</b> Let's Work It Out Together Simpson</p> <p>Time signature: 4/4 – there are four crotchet beats in a bar</p> <p>Key signature: C major – there are no sharps or flats in the key signature</p> <p>Notes: C, D, E, G, A, B </p> <p>Circle the notes you played: Part 1: C, D, E, G, A, B Part 2: C, D, E, G, A, B Part 3: C, D, E, G, A, B Part 4: C, D, E, G, A, B Part 5: C, D, E, G, A, B Part 6: C, D, E, G, A, B Part 7: C, D, E, G, A, B Part 8: C, D, E, G, A, B Part 9: C, D, E, G, A, B Part 10: C, D, E, G, A, B Circle the notes you improvised with: C, D, E, G, A, B</p>	<p><b>CHORUS</b> Please Be Kind Simpson</p> <p>Time signature: 4/4 – there are four crotchet beats in a bar</p> <p>Key signature: C major – there are no sharps or flats in the key signature</p> <p>Notes: C, D, E, G, A, B </p> <p>Circle the notes you played: Part 1: C, D, E, G, A, B Part 2: C, D, E, G, A, B Part 3: C, D, E, G, A, B Part 4: C, D, E, G, A, B Part 5: C, D, E, G, A, B Part 6: C, D, E, G, A, B Part 7: C, D, E, G, A, B Part 8: C, D, E, G, A, B Part 9: C, D, E, G, A, B Part 10: C, D, E, G, A, B Circle the notes you improvised with: C, D, E, G, A, B</p>
--	--	--

#### What will I compose?

- Compose a simple melody using simple rhythms choosing from the notes C, D, E, G, A.

#### How will I share and perform the learning that has taken place?

- Perform and share the learning that has taken place in each lesson and at the end of the unit. Here, you have the opportunity to share the fun you had in the lesson. You can sing and add any of the musical activities you have practised with the song/s. Create and present a holistic performance. This will be a short performance for sharing at the end of the lesson.

### Key Vocabulary

- **Structure** How a song is made of different parts including: intro/introduction, verse, chorus,
- **improvise, Improvise** create and perform music without rehearsing,
- **Pulse** the regular heartbeat of the music; its steady beat.
- **Rhythm** long and short sounds or patterns that happen over the pulse.
- **Pitch** high and low sounds.
- **Tempo** How fast or slow the pulse of a song is
- **Dynamics** Different levels of volume in a song
- **Bass, drums, guitar, keyboard, synthesizer, electric guitar, organ** Types of instruments
- **hook**,
- **Melody**, a sequence of single notes that make a tune
- **Texture** how different sounds and melodies interact to create a feeling or mood
- **Backing vocals** there to give more power to the lead voice by doubling the melody and rhythm sung by the lead singer
- **Riff** pattern of notes that are repeated throughout a piece of music.
- **Musical Styles** Reggae, Disco.
- **Pentatonic Scale** musical scale with only five notes per octave
- **Imagination** using your mind to be creative

### Key Questions

- How do I write down music?

Long and short (rhythm) and high and low (pitch) sounds can be represented by musical symbols. These symbols can be written on a staff and named with special musical names. This helps us to remember what we are going to sing and play. Explore the notes, crotchets and minims within the music you learn. See how these notes can fit on the lines and spaces of a staff.



### Which songs will I learn?

- Jamming by Bob Marley, Small People by Ziggy Marley, 54-46 Was My Number by Toots and The Maytals, Ram Goat Liver by Pluto Shervington, Our Day Will Come by Amy Winehouse, Three Little Birds by Bob Marley