

What should I already know?

- Logical decision making, sequencing and following instructions through Lego builders.
- Introducing block coding, objects, actions and events, executing a program and debugging through coding.
- Use of 2Dos, saving, opening and editing work, sharing work, copying and pasting, mouse, keyboard and device skills.

What will I know by the end of the unit?

How do we move things around the computer using 2Go?

- Use the direction keys to move forwards, backwards, left and right.
- Add a unit of measure to the direction in 2Go.
- To use Undo.
- How to move back to the start.

How to use the direction keys to control a character?

- Use diagonal direction keys.
- Create a simple algorithm.
- Debug the algorithm.

How to create an algorithm?

- Use additional keys to create a longer algorithm.

How to create new challenges?

- Change the background of the challenge.
- Save and Share on the display board the new challenge for others to try.

Key Vocabulary

- **Algorithm** A precise, step-by-step set of instructions used to solve a problem or achieve an objective.
- **Challenge** A task to be completed.
- **Command** An action such as left command.
- **Direction** The path that something travels. For example, a robot moving forwards, backwards or diagonal.
- **Instruction** Detailed information about how something should be done or operated.
- **Left and Right** A position which relates to something. For example, make the fish move left of the screen.
- **Route** A path an object or thing takes to get somewhere.
- **Undo** If we make a mistake, we can press the undo button.
- **Unit** A unit such as make the turtle move 2 units (squares).

Key Questions

- What is 2Go?

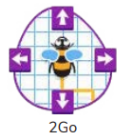
2Go is a program that allows you to move an object around the screen using either the arrows or by creating a simple sequence of instructions.

- How do I undo a mistake on 2Go?








In 2Go, you can either click on the undo button to go back one step or the rewind button to go back to the start of the challenge.

Purple Mash Resources

- 2Go



2Go

						
Open, close or share a file	Change the speed in which the screen object moves	Rewind an instruction	Undo an instruction	Change the settings in 2Go	Change the colour of the path that the object leaves in 2Go	Control the direction in which the object moves

