

Year 4

Our Town, Our Country

Maths

Place Value

- Represent and partition numbers to 1,000.
- Be able to understand and use number lines to 1,000 and 10,000.
- Recognise thousands.
- Represent and partition numbers to 10,000.
- Flexible partitioning of numbers to 10,000.
- Find 1,10,100, 1,000 more or less.
- Estimate on a number line to 10,000.
- Compare and order numbers to 10,000.
- Recognise and understand Roman Numerals.
- Round to the nearest 10, 100 and 1000 in small steps.

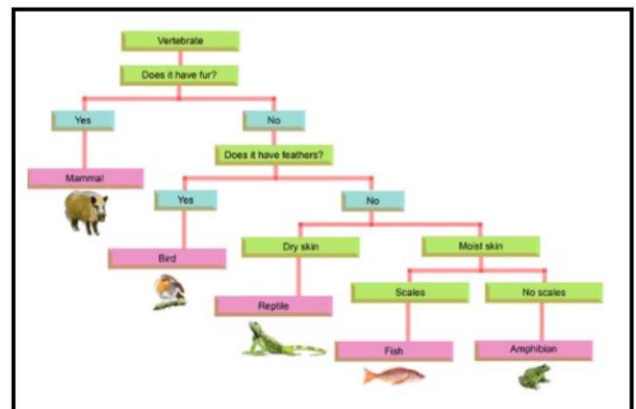
Addition and Subtraction

- Add and subtract 1s, 10s, 100s and 1,000s.
- Add up to two 4-digit numbers - no exchange, with one exchange and more than one exchange.
- Subtract two 4-digit numbers - no exchange, with one exchange and with more than one exchange.
- Understand efficient subtraction.
- Be able to estimate answers.

Science

Living things

- Look at grouping different animals.
- Sort and understand vertebrates and invertebrates.
- Use a classification key to identify different animals.
- Group different plants.
- Use a classification key to identify different plants.



English


Writing

Narrative: Setting description

Recount: Newspaper Report

Purpose: To Narrate

Purpose: To recount



Grammar





Build on prior learning and focus on: Verb inflections (we were instead of we was), fronted adverbials, noun phrases expanded by the addition of modifying adjectives, nouns, and prepositions. In Year 4 we will also continue to look at nouns or pronouns to aid cohesion and avoid repetition as well as using paragraphs to organise ideas around a theme. When reviewing our use of punctuation, we will also be looking at inverted commas and other punctuation to indicate indirect and direct speech.

English

Reading

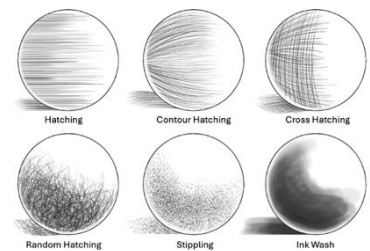
Focus: Comprehension skills and strategies

- Read further exception words, noting the unusual correspondence between spelling and sound.
- Increase familiarity with a wide range of stories and retelling some of these orally with appropriate story - book language.
- Confidently retrieve and record information from non-fiction texts.
- Discuss their understanding and explain the meaning of many words in context and asking questions to improve their understanding of the text.
- Read aloud using punctuation to aid expression.
- Skim to gain an overview of the text e.g., purpose and topic.
- Predict what might happen from details that have been stated and/or implied.
- Identify and explain how content is related and contributes to meaning as a whole.




Art

- Explore how different grades of pencil effect an image.
- Apply these techniques to recreate the image of a Roman soldier and various artefacts.
- Plan, design and create a Roman shield using bright blocks of Paint and bold printed designs.
- Evaluate the final piece of artwork.



RE


In RE this term, we will be following on the school value 'Ownership'. We will link this to a class text and think about how we can show ownership at home, in school and with our peers. We will demonstrate this through class discussions, group work and independent activities.



History

Romans in Cheshire

- Think about what life was like as a Roman based on artefacts and clues.
- Explain and understand what the Romans did for entertainment.
- Learn about life as a soldier and the importance of a fort.
- Explore the different beliefs of Gods and Goddesses, including the shine of Minerva.
- Look at how Chester developed under Roman rule and how the Romans invaded Britain.
- Take a trip to Chester to see this knowledge come to life.



Vocabulary	
Romanisation	Introducing of Roman characteristics in Britain.
Invasion	An instance of invading a country or region with an armed force.
Amphitheatre	An open circular or oval building with seats for spectators, for the presentation of dramatic or sporting events.
Gladiator	A man trained to fight with weapons against other men or wild animals in an arena.
Emperor	A ruler of an empire.
Civilisation	A group of people with their own languages and way of life.
Parliament	A group of people that make laws.
Peasantry	A farmer or farm worker of low social class.

PSHE

Keeping/Staying Safe


- Cycle safety

Keeping/Staying Healthy

- Healthy Living
- First Aid

Zones of Regulation

- Become familiar with vocabulary to describe different emotions.
- Daily check - ins using a range of resources.



Computing

Online Safety

Phishing:

- Understand how you can protect yourselves from online identity theft.
- Understand that information can leave a digital footprint.

Malware:

- Identify risks and benefits of installing software including apps.

Plagiarism:

- Understand copying the work of others and presenting it as their own is called 'plagiarism' and learn about the potential consequences of this.
- Identify appropriate behaviour when participating or contributing to collaborative online projects for learning.

Healthy Screen Time:

- Discuss the positive and negative influences of technology on health and the environment.

Using Logo

In this unit of work, we will be learning about the language and structure of the software Δ Logo. We will then apply this knowledge and create letter shapes, repeat commands, and build procedures.

Music

Our learning will focus on the following themes:

Mamma Mia

- Style: ABBA
- Structure of songs
- Music & styles of the 70s and 80s

We will also be taking part in weekly brass and woodwind lessons, where each of you will choose an instrument, either a trumpet, trombone, or clarinet, and learn how to play this instrument.

PE

Dance

- Use freeze frames in dances.
- Perform a slide roll confidently.
- Use a variety of formations when performing.
- Extend and sequence dance actions to show good use of flow.
- Create a 5 action dance routine demonstrating good stage entry.

French

This term, we will build on our prior learning and also focus on these areas:

- To remember key language of the classroom and basic greetings.
- Revise numbers 1-12 and days of the week and learn numbers 13-31.
- Consolidate numbers 13-31 and learn the months of the year.
- To ask and answer, 'What date it is today?'
- To learn the names of the seasons and join in with a French song.
- To learn how to ask for and say you birthday and sing 'Happy Birthday' in French.

